

Roslyn Presbyterian Church

207 N First Street
Roslyn, WA 98941

www.roslynchurch.org

Church Information Summary

Position open: Solo Pastor

Education required: Graduate of a nationally recognized seminary or divinity school.

Employment status: Full time.

Statement of Faith: Required.

Accountability: To the session of RPC and Presbytery of the Covenant Order of Evangelical Presbyterians.

Congregation size: 50 members plus many who consider this their home church

Average Worship Attendance: 50-80 summer, 40-60 winter. (150 last Christmas Eve)

Children's Sunday School Attendance: varies, 0-6.

Ethnic Composition of Congregation: Mostly Caucasian.

Community: Roslyn is a quaint, historical community of 900 people in Kittitas County with the nearby town of Cle Elum, population 2,500 just 2 miles away. Roslyn is close to Central Washington University in Ellensburg, 30 miles away, and suburban Seattle just 70 miles away. Medical emergency care is available locally with major medical facilities about one hour away in Issaquah (suburban Seattle), and Yakima and Wenatchee in central Washington. The local Cle Elum-Roslyn School District school, K through high school, are relatively new facilities located between the towns Roslyn and Cle Elum.

Pastor Search Contacts:

Susan Colts. Clerk of Session: susancolts@gmail.com. mobile and text (206) 658-5772

Pastor Job Description

Roslyn Presbyterian Church

Roslyn, WA 98941-0425

Job Title: Pastor, Roslyn Presbyterian Church

Status: Full time.

Accountability: To the Session and the Presbytery of the Northwest, Covenant Order of Evangelical Presbyterians.

Position: The Pastor for Roslyn Presbyterian Church shall be an emotionally and spiritually mature Christian of godly character with belief in biblical teachings that are reformed and evangelical in nature. The Pastor needs to be able to communicate this knowledge in a postmodern world. While the Pastor is responsible for providing pastoral leadership to the church as a whole and the session in particular, they should have balance in their life reserving time for personal spiritual growth and study, family and community. To this end the Pastor will work with Session as a team to provide oversight to the church ministries including worship, preaching, teaching, music, missions, stewardship, outreach and fellowship. This RPC team will assess the congregation's short and long-term needs while providing counsel and leadership to help RPC focus on its mission and plot its path into the future.

Responsibilities:

- To provide biblically based preaching and teaching ministry.
- To preach, lead in worship, and provide a teaching ministry that will lead to spiritual growth of the congregation and encourage outreach to their neighbors in evangelism.
- To moderate session meetings monthly or as needed.
- To be RPC's main contact with presbytery and attend presbytery meetings and possibly of synod.
- To administer the sacraments of communion and baptism.
- To officiate at weddings and funerals.
- To teach new members and confirmation classes.
- To provide pastoral services for those in crises, providing counsel as needed.
- To be a member of our community, initiate and maintain contact with other church ministers and community leaders.
- In conjunction with Session,
 - Direct the RPC programs for Christian Education such as Sunday School, youth, men's and women's Bible studies.

- Review church expenditures and income in relation to budget and make revision as needed.
- To develop strategic short and long term plans with a view for church growth.
- To develop new ministries.
- To lead and direct the church administrative assistant and volunteers in Christian Education, and in music with song, organ and piano.
- To be attuned to the needs of the congregation and community encouraging relationships and dialogue.
- To oversee the maintenance and improvements of the church buildings and grounds.

Qualifications:

- Graduate of a nationally recognized seminary or divinity school.
- Be acceptable to the Presbytery of The Northwest, Covenant Order of Evangelical Presbyterians.

Compensation:

- \$60,000 annually inclusive of all benefits
- 4 to 5 weeks of vacation, depending upon experience
- 2 weeks study leave
- Manse provided, a newly remodeled 4 bedroom, 3 bath home adjacent to RPC (includes water, sewer and garbage)

Budget:

- \$120,000 for 2018

Facilities: Debt Free

- Church - originally built in 1899 it has been extensively remodeled. It is a 7,200 sf 2 story structure composed of a sanctuary that seats 100 comfortably, fellowship hall with full kitchen, Sunday school and church offices, (see floor plans and pictures attached)
- Manse - originally built in 1907 has also been extensively remodeled. The manse is a 2,000 SF 2-story home with a daylight basement, 4 large bedrooms, 1 full bath and two half baths. The main level consists of an entry, large living room with cozy wood stove, large kitchen open into the large dining room, and back entry/mud room with one-half bath. The upper floor consists of 3 large bedrooms, one full bath and laundry hookup. The bottom floor/daylight basement consists of a large bedroom with outside entry to a covered patio, large recreation/family room also with outside entry and one-half bath with propane furnace, air conditioner, and tankless hot water heater, (see pictures attached).

Roslyn Presbyterian Church

We are RPC

Roslyn Presbyterian Church is a welcoming congregation in the small community of Roslyn in the foothills of the east slope of the Cascades. The church was established in 1886 and is a historic witness and testimony of Jesus Christ, the Risen Savior, and is the only evangelical Protestant church in Roslyn.

The desire of RPC is to welcome all, provide believers with deep and meaningful Sunday worship of a more traditional and liturgical style of service. Children's Sunday school is offered and emphasizes the Bible as a complete story giving the children an understanding of the relationship between the Old and New Testaments. There is a men's Bible study and RPC hosts the local satellite women's Bible Study Fellowship class.

The aim of RPC is to be an active partner with Christ in missions and ministry here and around the world. Kingdom work is funded and supported by giving at least 10% of the budget to missions every year. Some of the missions and ministries supported are:

- **Care Net** - community outreach to women in crisis pregnancies and men and women suffering from the pain of past abortions
- **Gracia de Cristo** - an outreach ministry and church in the Yakima, WA area sharing the Gospel with the area Hispanic community
- **Hope Academy** - a Christian school in Kolkata, India who ministers to poor children and their families
- **Hope Source** - a local food bank and resource for those who need a helping hand
- **Local Benevolence** - a resource for emergencies that inflict our neighbors
- **Mending Wings** - a ministry reaching Native American youth on the Yakima Reservation in Washington with compassion and truth
- **ECO Small Church Ministries** - a help for churches in small, struggling communities

The membership at present is 50 with many other regular attendees who consider this their home church. This is an area of vacation homes and many area regulars worship at RPC when they are here. Sunday service attendance can range from 40 to 75. The Christmas Eve service in 2014 drew over 200 people and continues to have well over 100 in attendance.

Even though the present congregation is 50+ years of age, there is potential of drawing young families with room for growth in Sunday school. Having more of the congregation see the need for their participation to keep young families and children attending is a needed aspect in leadership.

RPC has strong and responsive leaders and a talented and committed congregation. There are areas of opportunity to do evangelism within the community that would necessitate reaching beyond our comfort level and requiring time and energy. Both this church and this community have potential that is yet untapped and are in need of wise and passionate leadership.

Roslyn Presbyterian Church

History


In 1885 the Board of Home Missions of the Presbyterian Church commissioned a Rev. Isam Wheelis to work in the Wenatchee and Upper Yakima Valley. As the area was too large to cover, Rev. Wheelis confined his work to the Teanaway area (generally South of Blewett Pass). In 1886 Mt. Pisgah Presbyterian Church was organized in the Teanaway area. The church was moved to Roslyn in 1887 due to the fast growing population in the Cle Elum-Roslyn area. Mt. Pisgah Presbyterian Church was registered as a corporation in the "Oregon Territory" prior to the establishment of Washington State in 1889. The present church sanctuary was built in 1899 with the fellowship hall and manse completed in 1907.

In January 2009, a devastating flood created by torrential rains and melting snows completely flooded the church and manse irrevocably damaging their foundations. It was known that both buildings had foundation issues which were to be expected with sandstone rock foundations. That both buildings had to be completely rebuilt and brought up to present building codes was devastating news. The miracle of the flood was that the church had flood insurance which would cover the majority of the cost of the renovation (\$2.05 million of the \$2.5 total). The church on its own could not have undertaken such a costly project.

The totally renovated church was reopened for use in May 2011 with the manse renovation completed somewhat earlier in 2010.

The name was changed to Roslyn Presbyterian Church in April 2014 when the church joined the Covenant of Evangelical Presbyterians denomination.

Roslyn Presbyterian Church



Roslyn Presbyter Church Ph

QBmBD
QQBSQB
aaaBBB''


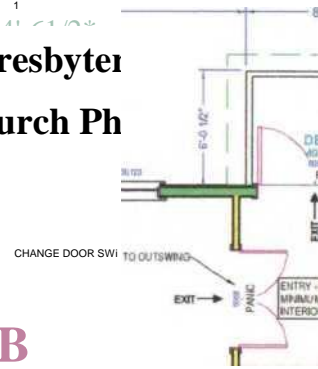
DZ

DII

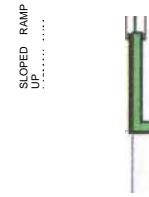
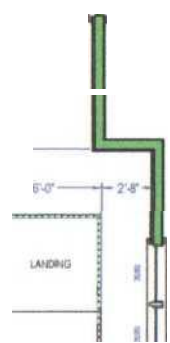
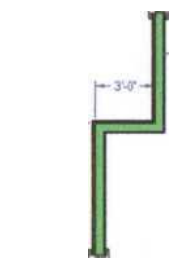
EH

r

CXASSC 1 7 IMSO 8



SANCTUARY
1772 sq ft



MOVE AND REPLACE DAMAGED WALL SURFACES:
MOVE LATH AND PLASTER. INSTALL 2X6 FIRE
DRYING. INSULATE EXTERIOR WALLS WITH R-21 BATT
INSULATION AND VAPOR BARRIER. SHEATH INSIDE FACE
WALLS WITH 1/2" PLYWOOD ATTACHED TO FRAMING
OR SHEARWALL SCHEDULE WALL TYPE 1

STAGE

SLOPED RAMP UP

FACE LAY W TYPE X GYPSUM WALLBOARD OR GYPSUM VENEER
BASE
APPLIED AT RIGHT ANGLES TO JOISTS WITH 1 7/8" TYPE W OR
SORYWALL
SCREWS 12" X AT JOINTS AND WITH MEDIATE JOISTS AND 1 1/2"
TYPE g
DRYWALL. SCREWS 12" OC PLACED 2" BACK ON ETTHTB SDE OF END

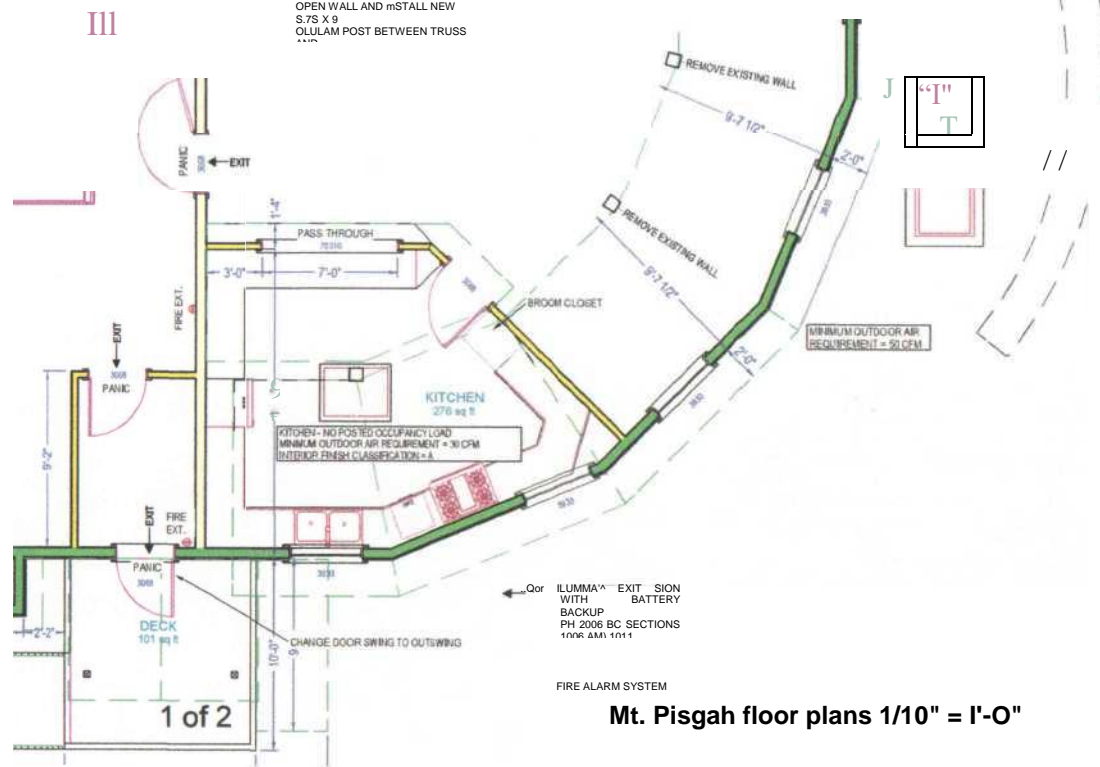
PANE AND FIRE DOOR HARDWARE SHALL COMPLY WTT 206 BC 1008.1J

WHSE (NOTH) WALLS SHALL BE CONURCTH ASA 1-HOUR PVE-RATED
ASSEURY PER GYPSUM ASSOCIATION FILE NO. WP3514 OR W-PROVED
ALETHNATE

ONE LAYER SA" TYPE X GYPSUM WLLBOARD OR GYPSUM VENEER
BASE
APPLIED PARALLEL OR AT RIGHT ANGLES TO EACH SBE OF 2X4 WOOD
STUDS
12" OC WITH 1/2" WAPOR BARRIER. JOISTS STACKEDED



OPEN WALL AND mSTALL NEW
S.7S X 9
COLLUM POST BETWEEN TRUSS

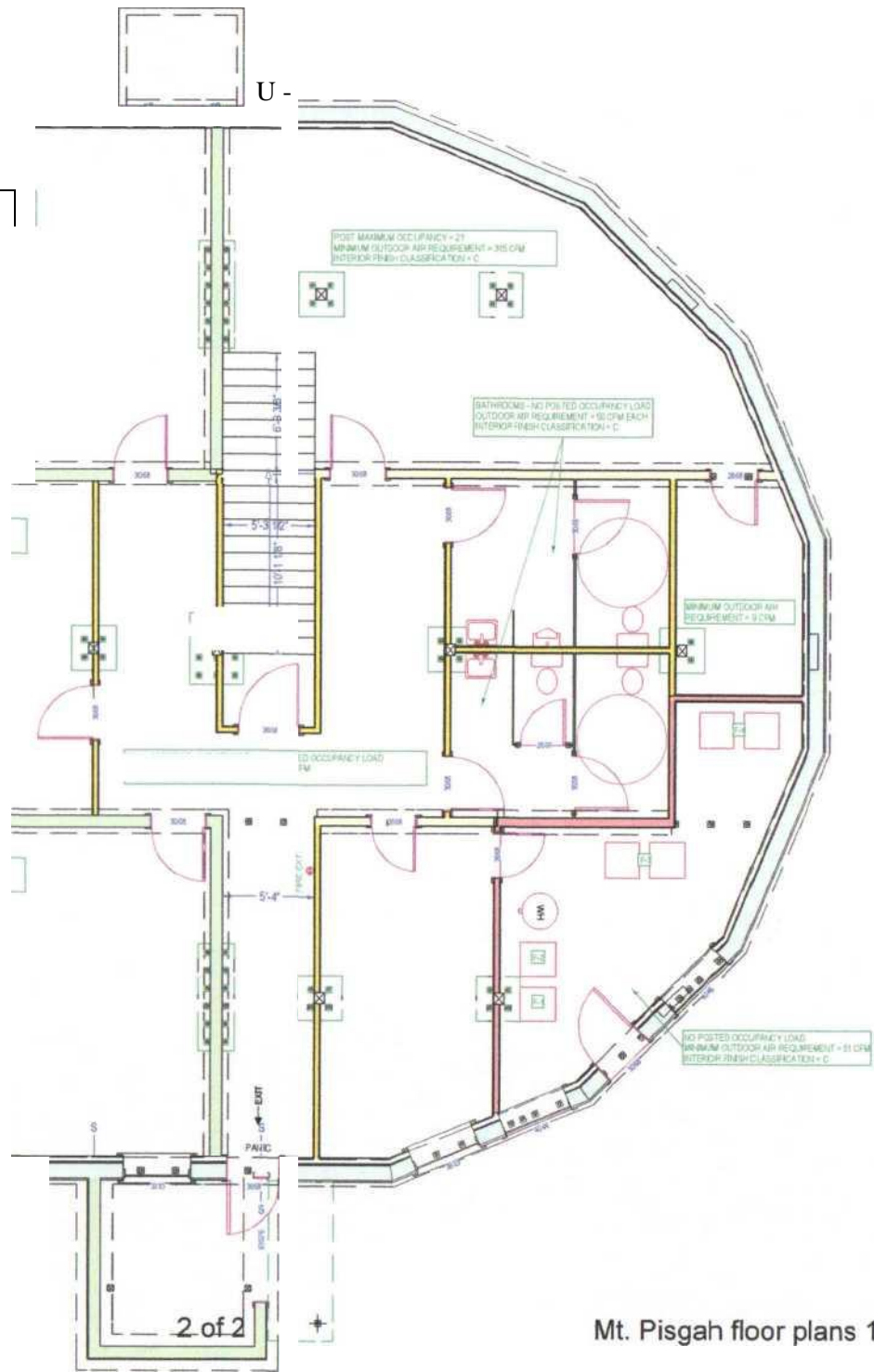


←Or ILLUMNA** EXIT SIGN
WITH BATTERY
BACKUP
PH 2006 BC SECTIONS
1006 AM 1011

FIRE ALARM SYSTEM

1 of 2

Mt. Pisgah floor plans 1/10" = 1'-0"



i

**Roslyn Presbyterian Church
Manse Photos**



Roslyn Presbyterian Church

Area Description

The town of Roslyn lies in the Cle Elum River valley in the Cascade Mountains of central Washington. It is a quiet, quaint little community of about 900 people with a fair number more living nearby. The population is largely made up of descendants of the immigrants who came to work the coal mines in the valley during the early 1900's. When the coal mines shut down in the 1960's, Roslyn gradually emerged as a main stop for outdoor enthusiasts who enjoy the hiking, backpacking, fishing, hunting, skiing, and snowmobiling in the surrounding mountains, lakes and valleys. Lying on the east side of the Cascades, it lacks the high humidity of Puget Sound, and offers four distinct seasons through the year. Many TV fans remember it as "Cecily, Alaska", for the very popular TV series - "Northern Exposure", much of which was taped in and around Roslyn. Many of the individuals who were involved with the production gather there annually for a celebration.

The slopes surrounding the Cle Elum River have a lush covering of a variety of fir and pine trees and abound with deer, elk, coyotes and a large variety of bird species. At higher altitudes, the slopes contain more open foliage with larch, ponderosa pines, occasional meadows and high mountain lakes, then finally the rocky outcroppings that form the highest peaks, many with snow and glaciers. Suncadia, a large destination resort, is nearby as well as the community of Cle Elum, a town of about 2,500 people, offering additional shopping and services.

Roslyn Presbyterian Church sits on a corner of First Street and Idaho near the town center. Having been recently renovated in a manner consistent with its original design, it has been designated a "Historic Building" by the State of Washington.